



# Contents

<b>Welcome</b>	<b>2</b>
<b>1 Old toys, new toys</b>	<b>4</b>
<b>2 All kinds of families</b>	<b>12</b>
<b>Review</b> Units 1 and 2	<b>20</b>
<b>3 Amazing bodies</b>	<b>22</b>
<b>4 Let's eat up</b>	<b>30</b>
<b>Review</b> Units 3 and 4	<b>38</b>
<b>5 Nature around us</b>	<b>40</b>
<b>6 Let's dress up</b>	<b>48</b>
<b>Review</b> Units 5 and 6	<b>56</b>
<b>Goodbye</b>	<b>58</b>
<b>Seasons</b>	<b>60</b>
<b>Picture Dictionary</b>	<b>62</b>

## Old toys, new toys

### Lesson 1 → Vocabulary

**Let's review!**

PB p6

Find and colour.  
Then say.



### 1 Match and say.




**Tell me!**



4

Say the words in alphabetical order.

**Extra time?**



**1** 1.06 Listen and circle.

1 a b

2 a b

3 a b

4 a b

**2** 1.06a Listen and say yes or no.

1 2

3 4

**I can shine!**

**3** Colour a toy in Activity 2.  
Then tell a friend.

**colour me**



Say your favourite toy word.

**Extra time?**

1 PB p12-13 Which toy is new? Point and say *yes* or *no*.

1



2



3




4



2



Find and colour. Then say.



Let's imagine!



I can shine!

3



Draw. Then say.

And you? What's your favourite toy at school?




colour me



6

Rate the story and tell a friend. ☆☆☆

Extra time?



1 Which toy is big? Circle and say.

1



2



2 Follow, find and say.

Let's build!

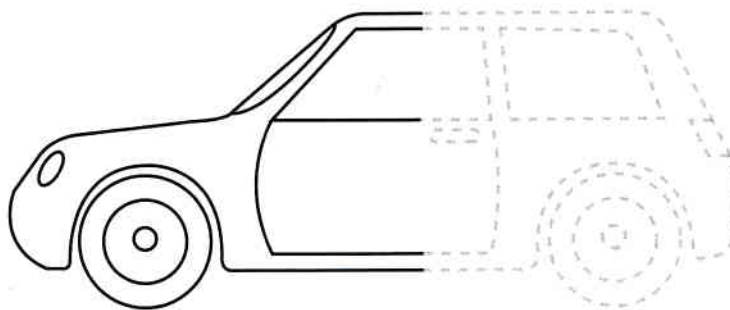
1

2

3

4

3 Complete, colour and say.



Think of an old toy you've got. Draw and tell a friend.

Extra time?

**1**  1.13 

**Listen and colour.**



## My sounds

**2**  1.14

**Listen and repeat. Then circle the odd one out.**




**1**



**2**



## I can shine!

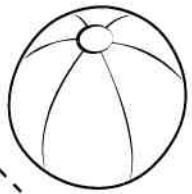
**3**  **Listen to a friend and draw. Then swap.**

It's a...  
 It's...



**colour me**





1 Circle the odd one out. Then say.

*It's a new doll.*



I can shine!

Think and share

2 Look, ask and answer. Then act out.



*What's this?*

*It's a car.*

colour me



What toys do your friends share with you? Talk with a friend.

Extra  
time?

LEARNING  
**Rise and Shine**


We know  
books

# Welcome



to  
**Busy Book 1!**

Find the items hidden  
in the book.



The Busy Book helps children develop in the following areas of learning...



### Communication

Learning to speak together  
in English.



### Movement

Being active and building  
confidence.



### Finding out

Learning about and exploring  
the world.



### Critical thinking

Solving problems and puzzles  
and learning thinking skills.



### Creativity

Expressing ideas through  
drawing and making.



### We can do it!

Celebrating learning and  
progress.

# old toys, new toys



Look and trace.

Find

tablet

3 or 1

balls

4 or 5


cars

2 or 6

dolls

2 or 3





Read with  
**Dexter** ▶ BB2

We know  
books

# The talking toy


Play with me, play with me, please can you play with me?

The car is big, the train is small, the teddy is old.

colour  
me



I'm nice and new,  
looking at you.





The robot is new.

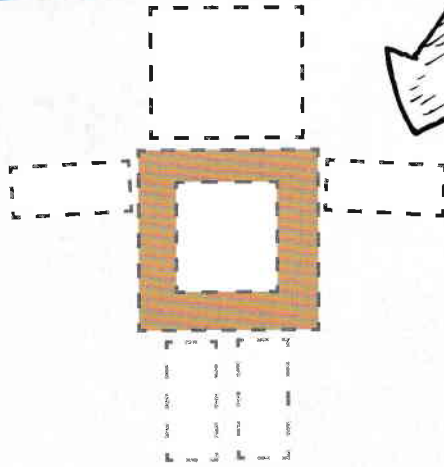
The car is big.

# Let's create

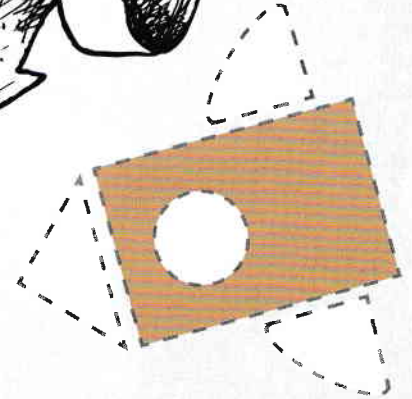
What is it?



It's a house.



It's a robot.



It's a rocket.

Draw your idea here!



Say with me!



1

one



red



rocket.

2

two



blue



robots.



What is it?

It's a

\_\_\_\_\_.

